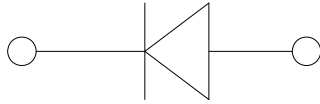
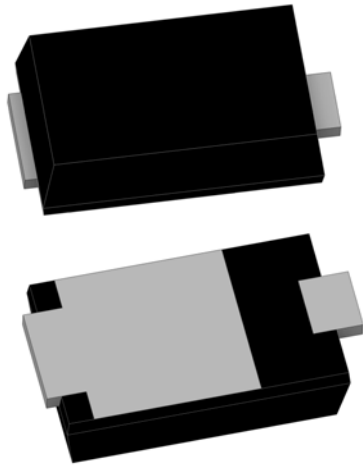


Surface Mount Schottky Rectifier



Features

- Low profile package
- Ideal for automated placement
- Guardring for overvoltage protection
- Low power losses, high efficiency
- High forward surge capability
- Meets MSL level 1, per J-STD-020, LF maximum peak of 260 °C
- Part no. with suffix "Q" means AEC-Q101 qualified

Typical Applications

For use in low voltage high frequency inverters, freewheeling, DC/DC converters, automotive and polarity protection applications.

Mechanical Data

- **Package:** SOD-123HE
Molding compound meets UL 94 V-0 flammability rating, RoHS-compliant, halogen-free
- **Terminals:** Tin plated leads, solderable per J-STD-002 and JESD22-B102
- **Polarity:** Cathode line denotes the cathode end

■ Maximum Ratings ($T_a=25^\circ\text{C}$ Unless otherwise specified)

PARAMETER	SYMBOL	UNIT	S215EQ	S220EQ
Device marking code			S215E	S220E
Repetitive peak reverse voltage	V_{RRM}	V	150	200
Maximum RMS voltage	V_{RMS}	V	105	140
Maximum DC blocking voltage	V_{DC}	V	150	200
Average rectified output current @60Hz sine wave, resistance load, T_L (Fig.1)	I_O	A	2.0	
Surge(non-repetitive)forward current @60Hz half-sine wave,1 cycle, $T_J=25^\circ\text{C}$	I_{FSM}	A	50	
Voltage rate of change (rated V_R)	dV/dt	V/ μs	10000	
Storage temperature	T_{stg}	$^\circ\text{C}$	-55 ~+175	
Junction temperature	T_J	$^\circ\text{C}$	-55 ~+175	

■ Electrical Characteristics ($T_a=25^\circ\text{C}$ Unless otherwise specified)

PARAMETER	SYMBOL	TEST CONDITIONS	TYP	MAX	UNIT	
Instantaneous forward voltage	V_F	$I_F=2\text{A}$	$T_J=25^\circ\text{C}$	0.82	0.9	V
			$T_J=125^\circ\text{C}$	-	0.75	
Reverse current	I_R	Rated V_R	$T_J=25^\circ\text{C}$	-	5	μA
			$T_J=125^\circ\text{C}$	15	150	
Typical junction capacitance	C_J	$V_R=4\text{V}, f=1\text{MHz}$	40	-	pF	



S215EQ THRU S220EQ

■ Thermal Characteristics (T_a=25°C Unless otherwise specified)

PARAMETER	SYMBOL	UNIT	S215EQ	S220EQ
Typical Thermal Resistance	R _{θJ-A}	°C/W	98	
	R _{θJ-l}	°C/W	30	
	R _{θJ-c}	°C/W	15	

Note:
 (1) Thermal resistance from junction to ambient and from junction to lead and from junction to case mounted on P.C.B. with 5 mm x 5 mm copper pad areas.

■ Characteristics (Typical)

Fig.1: Forward Current Derating Curve

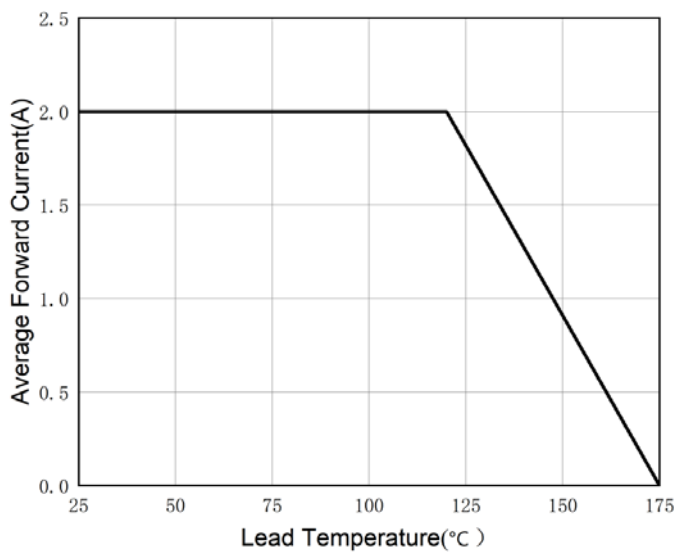


Fig.2: Maximum Non-Repetitive Peak Forward Surge Current

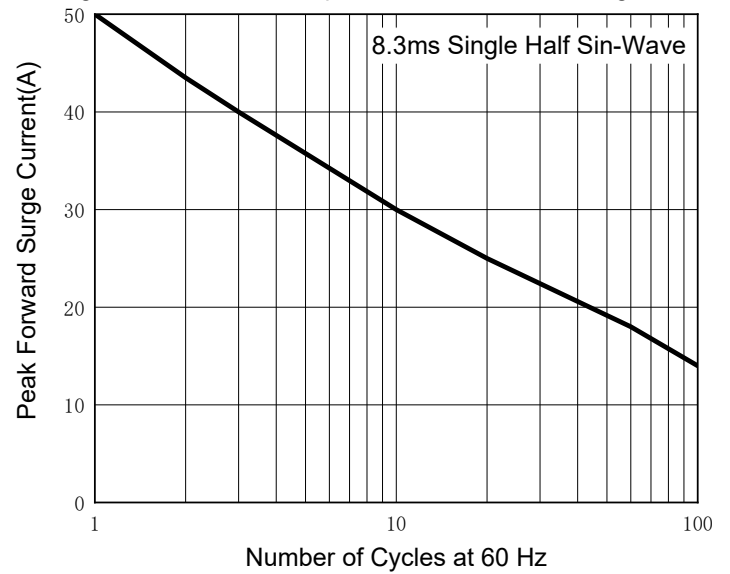


Fig.3: Typical Instantaneous Forward Characteristics

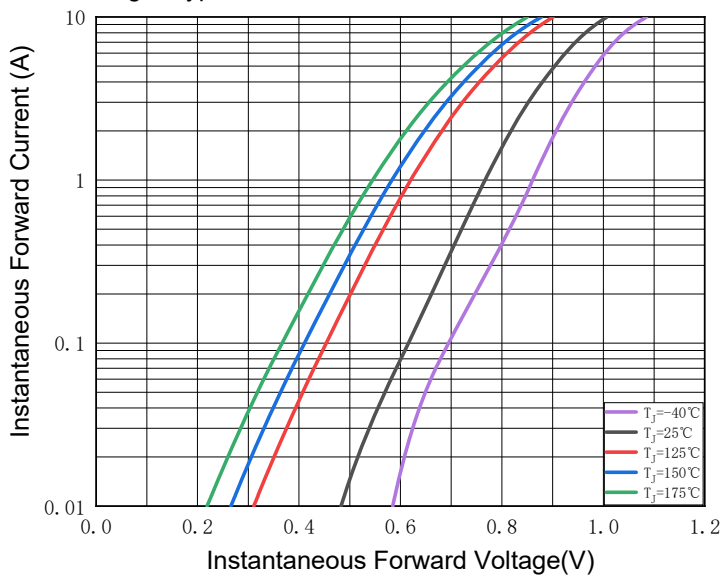
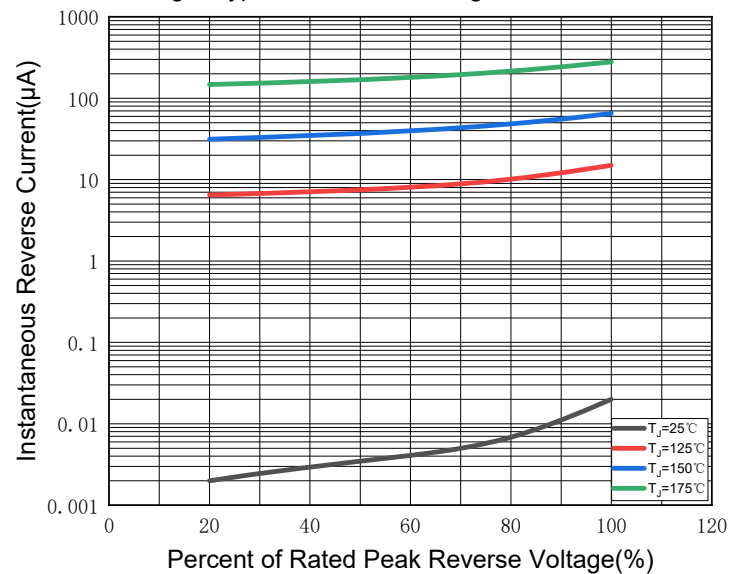


Fig.4: Typical Reverse Leakage Characteristics



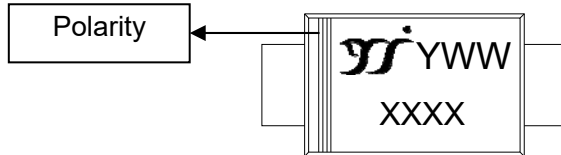


S215EQ THRU S220EQ

Ordering Information (Example)

PREFERRED P/N	PACKING CODE	UNIT WEIGHT(g)	MINIMUM PACKAGE(pcs)	OUTER CARTON QUANTITY(pcs)	DELIVERY MODE
S215EQ THRU S220EQ	F1	Approximate 0.024	3000	120000	7" reel

Marking Information



Note:

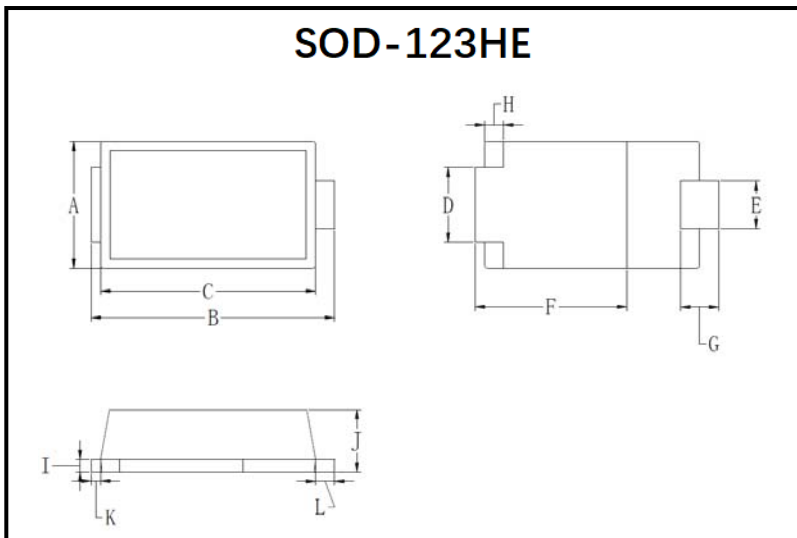
- All marking is at middle of the product body
- All marking is in laser printing
- XXX is marking code, like S220EQ marking code is S220E
- Body color: Black
- YWW is date code, "Y" is year. "WW" is week.

For instance:

The 17th week of 2022, date code is 217

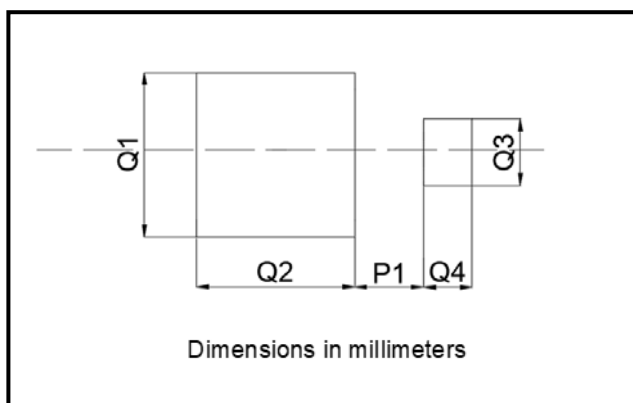
The 17th week of 2023, date code is 317

Outline Dimensions



SOD-123HE		
Dim	Min	Max
A	1.88	2.18
B	3.70	4.00
C	3.19	3.61
D	1.05	1.35
E	0.61	0.91
F	2.20	2.90
G	0.40	0.80
H	0.30 TYP	
I	0.10	0.30
J	0.85	1.15
K	0.00	0.30
L	0.15	0.45

Suggested pad layout



SOD-123HE	
Dim	Millimeters
P1	0.64
Q1	2.54
Q2	2.67
Q3	1.27
Q4	0.76



S215EQ THRU S220EQ

Disclaimer

The information presented in this document is for reference only. Yangzhou Yangjie Electronic Technology Co., Ltd. reserves the right to make changes without notice for the specification of the products displayed herein to improve reliability, function or design or otherwise.

The product listed herein is designed to be used with automotive electronics, are not designed for use in medical, lifesaving, lifesustaining, or military, Yangjie or anyone on its behalf, assumes no responsibility or liability for any damages resulting from such improper use of sale.

This publication supersedes & replaces all information previously supplied. For additional information, please visit our website [http:// www.21yangjie.com](http://www.21yangjie.com) , or consult your nearest Yangjie's sales office for further assistance.